



NWTC PATHWAYS *to* COLLEGE

2023-2024: A YEAR IN REVIEW



TABLE *of* CONTENTS

Dual Credit Statistics.....	3-4
K-12 Professional Learning Activities.....	5
Advanced Standing Credit Agreements and Dual Credit Day	6
Transcripted Credit Agreements	7
Transcripted Credit Course Menu.....	8
NWTC Career Pathway Certificates.....	9
Transcripted Credit Teacher Recognition	10
Dual Credit Per Student Per High School.....	11
Start College Now	12-13
Youth Apprenticeship.....	13
Distance Learning.....	14-15
Admissions Advisors.....	15
N.E.W. School of Innovation.....	16
Disability Services.....	16
Dual Credit Students Enrolled after High School Graduation.....	18
High School Graduate Enrollment by County.....	19
High School Graduates Enrolling at WTCS.....	20
Graduate Follow-Up Report.....	21-24
K-12 Student Outreach Activities and Events	25
Meet the Early College Team.....	26
K12 Connections to Regional Sites and Campuses.....	27

Dear 4K-12 Partners,

On behalf of Northeast Wisconsin Technical College (NWTC), the Early College team is pleased to share the “NWTC Pathways to College” annual report, summarizing early college programming for the 2023-2024 academic year.

Even though NWTC primarily serves K4-12 districts throughout Northeast Wisconsin, did you know that we also serve schools in the Upper Peninsula of Michigan? Further, our virtual programming, called Distance Learning, reaches high school-age Wisconsinites across the state!

In addition to serving an expansive geographic area, NWTC collaborates with K4-12 districts of many sizes. Our smallest partner enrolls just over 60 students while our largest partner enrolls well over 18,000 students each year. It is our privilege to work with so many different types of school districts and develop early college programming that meets community needs.

To that end, last year the number of NWTC credits earned by high school students increased by 5%, from 28,346 to 29,679. This equates to approximately \$5 million dollars of college tuition savings for students, families, and caregivers. In April 2024, to celebrate dual credit participation, NWTC observed the 2nd Annual Dual Credit Day for high school students and instructors involved with early college programming. We look forward to continuing to honor the hard work of staff and students across the region!

The Early College team will continue working with each school to identify the best dual credit options for your students. We are committed to all students engaging in education that leads to high-wage jobs and meets industry needs. We want students to be proud to be college students while still in high school. We strive for students to experience a cohesive program of courses that lead to a certificate, diploma, or degree.

If you should have any questions, please find the Early College team’s contact information on the inside back cover. Thank you for being a strong collaborator. On behalf of NWTC, I hope that you find much to celebrate in the following pages!

Sincerely,

Dr. Miranda Schornack
Manager of Early College



NWTC DUAL ENROLLMENT

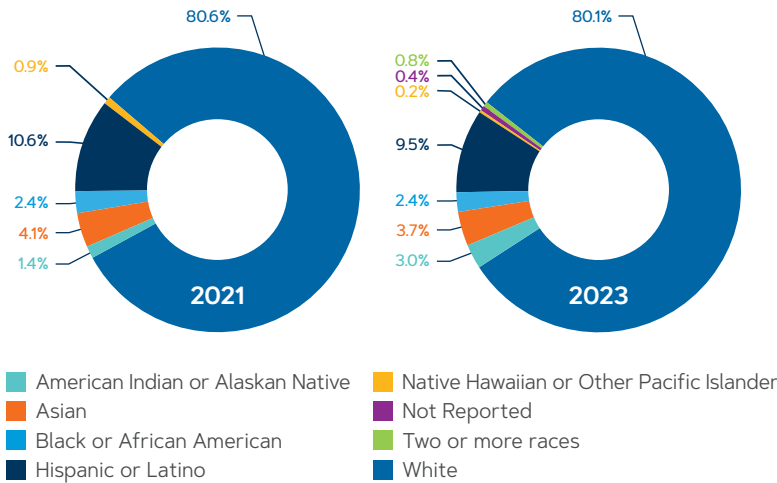
K12 PARTNERSHIPS

DUAL CREDIT IN HIGH SCHOOLS

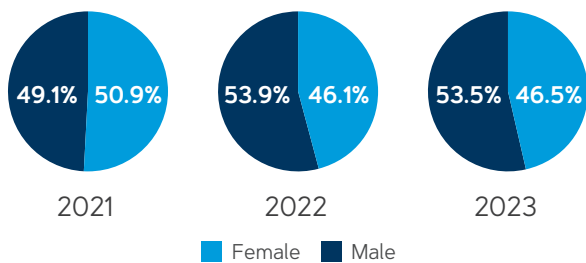
Partnerships between NWTC and area school districts allow students to earn both high school and college credit simultaneously through a variety of programs. Over the last five years there has been striking growth in the number of students earning NWTC dual credit, and subsequently the number of credits earned. Researchers have identified numerous advantages to earning dual credit including cost savings, early entry to career pathways, decreased college remediation, reduced time to degree completion and stronger postsecondary outcomes.

NWTC DUAL CREDIT PARTICIPATION

High School Student Dual Credit Participation by Race

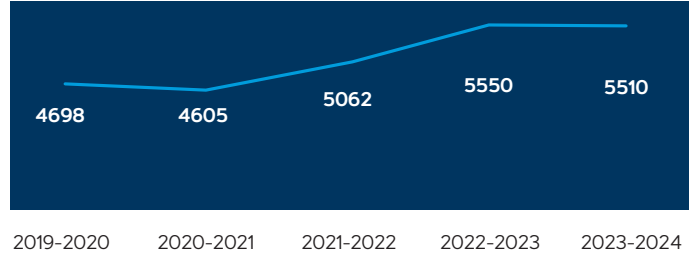


High School Student Dual Credit Participation by Gender

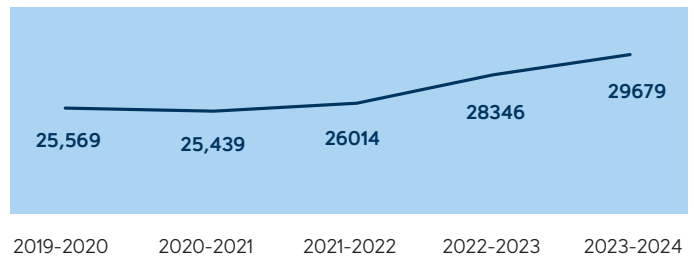


These percentages are based on the total # number of dual credit students in the NWTC district per year.

Students Earning NWTC Dual Credit



Total Credits Earned in NWTC Dual Credit Programs



10% participation growth over 5 years

5,510 students saved an average of **\$879** on tuition costs in 2023-2024

High school students earned **FREE** college credits valued at nearly **\$4,850,000** in the 2023-2024 academic year.

For more information, contact:

Miranda Schornack, Early College Manager • miranda.schornack@nwtc.edu | 920-498-5422 • nwtc.edu/DualCredit

DUAL CREDIT TYPES

Transcripted Credit

Learn NWTC curriculum from high school teachers who have been trained by NWTC faculty.

Start College Now (SCN)

Learn college curriculum from NWTC industry-expert instructors.

Distance Learning (SCN)

NWTC faculty offer courses in a virtual format, ensuring flexibility for students to align them with their school schedules.

Youth Apprenticeship

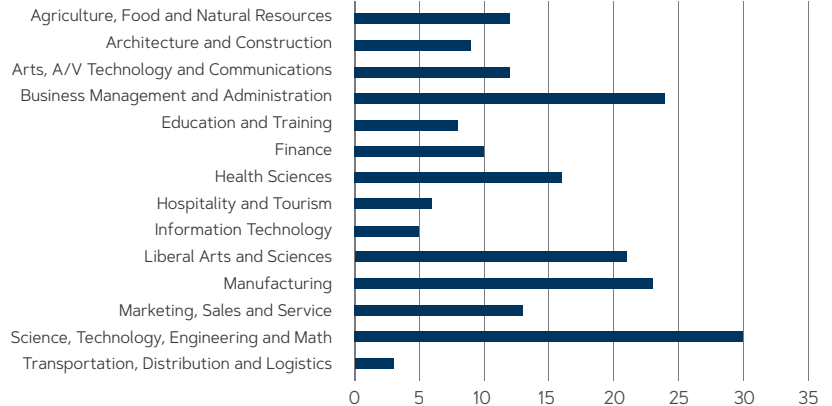
Receive industry-related classroom training from NWTC instructors; you may also be assigned to work-related placements.

Advanced Standing

Take high school classes, taught by high school teachers, that are determined to be a “close match” to NWTC coursework.

IN 2023-2024

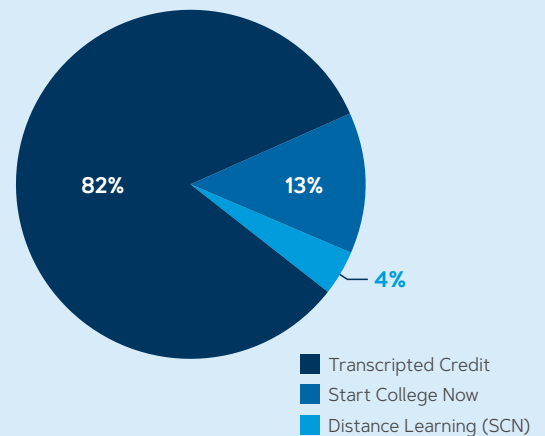
Transcription Agreements by Career Cluster



41
HIGH SCHOOLS
OFFERED

473
TRANSCRIPTED
CREDIT
ARTICULATION
AGREEMENTS

Credits Earned by Dual Credit Type



Career Prep

Career Prep is designed to enhance the technical and academic skills of high school students and to provide expanded opportunities for transition into post-secondary education.

The framework for this initiative has been the federal Carl D. Perkins Vocational and Technical Education Act of 2006 (P.L. 109-270).

K-12 PROFESSIONAL

LEARNING ACTIVITIES

NWTC is pleased to work with our K-12 partners to create robust opportunities through the support of the Career Prep program. With Career Prep options, we can work together to prepare Career and Technical Education (CTE) students for a seamless transition from secondary to post-secondary education. Articulation agreements, secondary professional training opportunities, curriculum sharing meetings, career exploration events and relevant involvement of our business and industry professionals create unique pathways for CTE students to develop college and career readiness. Some of the events focused on this initiative are listed below.

Faculty Mentors/Teaching and Learning Center (TLC)

High school teachers that partner with NWTC to teach transcribed credit coursework can connect with NWTC faculty mentors. These mentors will meet with high school teachers at the Spring Summit event and be available to answer questions and concerns that might develop when delivering NWTC coursework. The NWTC faculty mentors are available to provide the needed support to ensure coursework rigor and duplication is maintained.

The purpose of the Teaching and Learning Center (TLC) is to ensure student success by improving instruction, services, student centered instructional practices through education, application, and coaching. The TLC is a consultative body, inspiring continuous professional development leading to improvement in curriculum design, delivery, technology application, and assessment practices. The TLC promotes a culture of lifelong learning and commitment to effectiveness in teaching and learning and is guided by the college principles of diversity, accessibility, and academic integrity. The TLC is a resource to our K-12 partners as they look to increase student engagement, enhance technology, explore assessment strategies and more.

Professional Learning Day

A Professional Learning Day is hosted in the fall for secondary professionals. The agenda for the day includes labor market trends, business/industry panels, NWTC updates and tours, exposure to college admission, and recommendations on how to enhance student preparedness for post-secondary instruction.

Train the Trainer Events

Training sessions exist for our secondary instructors to spend extended time periods in NWTC labs, working side by side with our faculty instructors. These opportunities often afford the opportunity for secondary staff to become refreshed in occupational program areas, enabling them to teach transcribed coursework at their high school.

Spring Summit

An advantage of offering transcribed credit coursework at your high school is the up-to-date curriculum that is offered through your relationship with NWTC. NWTC connects with Program Advisory Boards, which include business/industry professionals who make recommendations on the necessary modifications required for NWTC course offerings to remain cutting edge. Because of the continuous improvements made to curriculum, NWTC requires an annual renewal of transcribed credit agreements. In order to meet accreditation expectations of the Higher Learning Commission, transcribed credit instructors are required to participate in the annual Spring Summit. The Spring Summit will provide secondary instructors an opportunity to learn more details about transcribed credit, surrounding policies, and allows a venue for curriculum sharing.

2025 SPRING SUMMIT

General Studies: Communication Skills and Math

> April 2025: TBD

Health, Education, Early Childhood, Culinary, General Studies: Natural Sciences and Social Sciences

> April 2025: TBD

Trades and Engineering Technologies, Agriculture

> April 2025: TBD

College of Business, Information Technology and Art

> April 2025: TBD

Visit nwtc.edu/K12Summit



For list of K12 Educator events, visit nwtc.edu/Events and select category "K12 Educators"

ADVANCED STANDING

Advanced standing courses are taught by high school teachers using high school curriculum determined to be a close match to an NWTC course. A student must earn a “B” or better in the course to receive advanced standing. Advanced standing courses may allow a student the opportunity to skip an introductory level course in their post-secondary program and advance to the next level. Advanced standing agreements are transferable to all schools within the Wisconsin Technical College System.

DUAL CREDIT DAY

On April 30, we recognize Dual Credit Day for the state of Wisconsin.

All current dual credit students in the NWTC district will be emailed a QR code which allows them to enter in a drawing. A total of 4 teachers and 30 Dual Credit students are randomly selected to win a prize!

For additional information, visit nwtc.edu/DualCredit



HIGH SCHOOL	TRANSCRIPTED CREDIT AGREEMENTS	ADVANCED STANDING AGREEMENTS
ALGOMA	18	0
ASHWAUBENON	12	0
BAY PORT	8	2
BONDUEL	15	1
COLEMAN	18	0
CRIVITZ	1	0
DENMARK	18	0
DE PERE	23	0
DICKINSON-IRON MOUNTAIN	0	5
FLORENCE	7	0
GIBRALTAR	8	0
GILLETT	10	0
GOODMAN-ARMSTRONG CREEK	5	0
GREEN BAY EAST	24	2
GREEN BAY PREBLE	27	2
GREEN BAY SOUTHWEST	27	2
GREEN BAY WEST	21	2
GRESHAM	3	0
KEWAUNEE	8	2
LENA	9	0
LUXEMBURG-CASCO	22	2
MARINETTE	24	1
MENOMINEE	9	1
MENOMINEE NATION	1	0
NIAGARA	0	0
NOTRE DAME	1	0
OCONTO	16	2
OCONTO FALLS	14	5
ONEIDA	3	0
PEMBINE	5	0
PESHTIGO	10	0
PULASKI	20	7
SEVASTOPOL	0	1
SHAWANO	11	0
SOUTHERN DOOR	18	0
STEPHENSON	2	0
STURGEON BAY	6	0
SURING	7	0
WAUSAUKEE	14	2
WEST DE PERE	14	4
WRIGHTSTOWN	14	13
GRAND TOTAL	473	56

These data show unduplicated course agreements per high school.

TRANSCRIPTED

CREDIT AGREEMENTS

Transcripted credit

courses are taught by high school teachers approved by NWTC. NWTC curriculum and assessment methods are used. Student grades are posted to an official NWTC transcript. Students must earn a “C” grade for the course in order to receive NWTC credit, as reflected on their NWTC transcript. Transcripted credit agreements are transferable to other Wisconsin technical colleges and may transfer to four-year universities.



“
Attending NWTC for dual credit courses has been fantastic. The faculty are supportive and engaging, making learning enjoyable. The resources available are extensive. I highly recommend NWTC for dual credit students seeking a high-quality education.

Cadence Presley
 Bonduel High School

TRANSCRIPTED CREDIT COMPLETION TOTALS			
HIGH SCHOOL	DUPLICATED ENROLLMENT COUNT	TOTAL CREDITS	VALUE OF CREDITS
ALGOMA	255	598	\$97,653.40
ASHWAUBENON	317	612	\$99,939.60
BAY PORT (HOWARD-SUAMICO)	330	779	\$127,210.70
BONDUEL	350	578	\$94,387.40
COLEMAN	217	576	\$94,060.80
CRIVITZ	26	52	\$8,491.60
DE PERE	508	952	\$155,461.60
DENMARK	369	745	\$121,658.50
FLORENCE	48	84	\$13,717.20
GIBRALTAR	82	192	\$31,353.60
GILLETT	93	274	\$44,744.20
GOODMAN ARMSTRONG CREEK	15	15	\$2,449.50
GREEN BAY EAST	733	1,860	\$303,738.00
GREEN BAY PREBLE	1,668	4,347	\$709,865.10
GREEN BAY SOUTHWEST	527	1,385	\$226,170.50
GREEN BAY WEST	432	1,025	\$167,382.50
GRESHAM	26	46	\$7,511.80
KEWAUNEE	82	218	\$35,599.40
LENA	39	79	\$12,900.70
LUXEMBURG-CASCO	476	1,198	\$195,633.40
MARINETTE	334	651	\$106,308.30
MENOMINEE (MI)	82	141	\$23,025.30
MENOMINEE NATION	16	64	\$10,451.20
N.E.W. SCHOOL OF INNOVATION	8	17	\$2,776.10
NOTRE DAME ACADEMY	9	27	\$4,409.10
OCONTO FALLS	192	510	\$83,283.00
OCONTO	217	401	\$65,483.30
ONEIDA NATION	25	37	\$6,042.10
PEMBINE	28	79	\$12,900.70
PESHIGO	93	164	\$26,781.20
PULASKI	595	1,647	\$268,955.10
SEVASTOPOL	30	90	\$14,697.00
SHAWANO	143	230	\$37,559.00
SOUTHERN DOOR	522	1,019	\$166,402.70
STEPHENSON (MI)	34	96	\$15,676.80
STURGEON BAY	122	366	\$59,767.80
SURING	48	54	\$8,818.20
WAUSAUKEE	125	335	\$54,705.50
WEST DE PERE	437	677	\$110,554.10
WRIGHTSTOWN	127	253	\$41,314.90
TOTAL	9,819	22,571	\$3,669,840.90

These data show student enrollments

TRANSCRIPTED CREDIT

COURSE MENU FOR FALL 2024 AND SPRING 2025

AGRICULTURE, FOOD AND NATURAL RESOURCES

Agribusiness Economics
Aquaculture/Aquaponics
Beekeeping & Pollinators
Intro to Dairy Science
Organic Livestock Practices
Renewable Energy and Sustainability
Sustainable AG: Issues & Practices

ARCHITECTURE AND CONSTRUCTION

BIM Architectural
Building Codes - Carpentry
CAD Intro
Construction Blueprint Reading 1
Solidworks Fundamentals
Solidworks Intermediate

ARTS, AUDIOVISUAL TECHNOLOGY AND COMMUNICATION

Illustrator Fundamentals
Photography - Digital
Photoshop Fundamentals

BUSINESS, MANAGEMENT AND ADMINISTRATION

Business Law
Business - Principles
Career Planning
MS Excel-Intro
MS Excel-Part 2
MS Outlook
MS PowerPoint
MS Word-Intro

EDUCATING AND TRAINING

EDU: Child and Adolescent Dev.
ECE: Child Development
ECE: Foundations of Early Childhood
ECE: Health Safety & Nutrition
ECE: Infant & Toddler Development
EDU: Intro to Educational Practices
ECE: Social Studies, Art & Music
EDU: Technology in Education
Personal Wellness & Fitness
Stress Management Techniques

FINANCE

Accounting I
Accounting Principles
Accounting-Quickbooks
Personal Financial Literacy

HEALTH SCIENCES

Contemporary Healthcare Practices
Digital Literacy for Healthcare
Medical Terminology
Personal Wellness & Fitness
Stress Management Techniques

HOSPITALITY & TOURISM

Event Marketing
Nutrition
Principles of Sanitation

HUMAN SERVICES/EDUCATION

Intro to Human Services

INFORMATION TECHNOLOGY

Cisco Intro
Database Development
Hardware 1
Intro to Cybersecurity
Intro to IT
Network Essentials
Programming C# Part 1
Website Coding

LAW, PUBLIC SAFETY AND SECURITY

Courts/Jurisdiction
Intro to Law Enforcement

LIBERAL ARTS AND SOCIAL SCIENCES

Abnormal Psychology
Developmental Psychology
English Composition 1
Intro to American Government
Intro to Diversity Studies
Intro to Psychology
Intro to Sociology
Oral/Interpersonal Communications

MANUFACTURING

Automation 1 - Control Logic
Automation 2: Motor Control
Basic Mechanics
CNC Milling and G-Code
DC1: Introduction
Fluids 1: Basic Pneumatics
Flux Cored Arc Welding 1
G-Code and Cam
Gas Metal Arc Welding 1
Gas Tungsten Arc Welding 1
Robotics - Introduction to
Safety Devices and Application
Shielded Metal Arc Welding 1

MARKETING, SALES AND SERVICE

Customer Services
Entrepreneurial Service Management
Financial Management-
 Small Business
Marketing Principles
Marketing Your Small Business
Organizing Your Small Business
Personal Brand - Development
Writing a Business Plan-
 Small Business

SCIENCE, TECHNOLOGY ENGINEERING AND MATH

Basic Anatomy
College Tech Math 1A
College Tech Math 1B
General Anatomy & Physiology
General Chemistry
General Physics 1
Interm Algebra with Applications
Intro to Environmental Science
Mathematical Reasoning
Mechanical Design-Exploring
Principles of Civil Engineering
Trigonometry with Apps
Vocational Math A
Vocational Math B

TRANSPORTATION, DISTRIBUTION AND LOGISTICS

Auto Service Fundamentals
Diesel Service Fundamentals
Transportation Welding 1

NWTC CAREER PATHWAY

CERTIFICATES

The Career and Technical Education (CTE) Incentive Grant program was established on December 11, 2013, by **Wisconsin Act 59**. Grants from this program incentivize school districts to offer high-quality career and technical education programs that mitigate workforce shortages in key industries and occupations.

Wisconsin Technical College system adds to the identified business and industry certifications by offering Career Pathway Certificates, which also qualify for CTE Incentive Grant funding. Career Pathways are defined as a series of connected education and training strategies and support services that enable individuals to secure industry relevant certification and obtain employment within an occupational area and to advance to higher levels of future education and employment in that area.

The NWTC Career Pathway Certificates that high school students historically enroll in are listed below:

BUSINESS SOFTWARE ESSENTIALS

MS Word-Intro*	1
MS Excel-Intro*	1
MS Outlook*	1
MS PowerPoint-Intro*	1
Total Credits	4

CNC OPERATOR

CNC Milling and G-Code*	2
G-Code and CAM*	2
Total Credits	4

CUSTOMER SUPPORT SPECIALIST

Tools for Office Effectiveness	2
MS Word Intro*	1
Keyboarding-Speed Building	2
Professional Profile	3
MS Outlook*	1
Customer Contact Skills	1
MS Excel Intro*	1
Total Credits	11

EARLY CHILDHOOD LICENSING AGES 0-2

ECE: Hlth Safety & Nutrition*	3
ECE: Infant & Toddler Dev*	3
ECE: Soc S, Art, & Music*	3
Total Credits	9

EARLY CHILDHOOD LICENSING AGES 3-5

ECE: Hlth Safety & Nutrition*	3
ECE: Soc S, Art, & Music*	3
ECE: Child Development*	3
Total Credits	9

EMERGENCY DISPATCH

Fund of Emergency Dispatch	3
CJ-Professional Communications	3
Total Credits	6

ENGINEERING FUNDAMENTALS

DC 1: Introduction*	1
Automation 1: Control Logic*	1
Automation 2: Motor Control*	1
Fluids 1: Basic Pneumatics*	1
Total Credits	4

HEALTHCARE CUSTOMER SERVICE REPRESENTATIVE

Medical Terminology*	3
Contemporary Healthcare Practices*	2
Digital Literacy Healthcare*	2
Total Credits	7

INDUSTRIAL TECHNICIAN FUNDAMENTALS

Automation 1: Control Logic*	1
Automation 2: Motor Control*	1
Intro to AC/DC	2
Fluids 1: Basic Pneumatics*	1
Total Credits	5

INTRO TO EDUCATION

EDU: Intro to Educ Practices*	3
EDU: Technology in Education*	3
EDU: Child & Adolescent Devel*	3
Total Credits	9

INTRO TO PARAEDUCATOR

EDU: Intro to Educ Practices*	3
EDU: Overview of Special Ed	3
EDU: Child & Adolescent Devel*	3
EDU: Behavior Management	3
Total Credits	12

NURSING ASSISTANT

Nursing Assistant	3
Total Credits	3

*Classes that are offered as transcribed credits

Other courses can be taken as Start College Now or Youth Apprenticeship (Distance Learning, online, blended or in person)
For a full list of approved certifications, please visit this website: dwd.wisconsin.gov/det/cteincentive/

TRANSCRIPTED CREDIT

TEACHER RECOGNITION

ALGOMA

Erin Ballone
Maree Baumann
Eric Nelson
Christopher Robinson
Wade Vandervest
Alex VanLanen
Angela Weber

ASHWAUBENON

Erica Becker
Valerie Hodgson
Jesse Lindauer
Dean Stadel
David Stroud

BAY PORT

Michael Blaha
Zina Cooper
Kelly Fitzgerald
Mark McAllister
Aaron Rettler

BONDUEL

David Battenberg
Duane Copp
Jacqueline Laberge
Whitney Ness
Bradley Peterson
Travis Schindel
John Seroogy
Benjamin Warning

COLEMAN

Jeremy Brady
Heidi Delzer
Carol Ehlinger
Rose Eppers
Karleena Gilbertson
Andrew Kaufman
Kristin Lahners
Derek Tate
Sarah Thomas
Cindi Wautier

CRIVITZ

Jill Brown

DENMARK

Andrew Fitzpatrick
Todd Hansen
Jason Kozicki
Brennen Mickelson
Emily Moen
Nicole Rabas

DE PERE

Abe Allen
Todd Anderson
Ashley Enderby
Kerri Herrild
Ashley Koehler
Jacqueline Mirkes
Lynnette Peterson
Robin Ryba

Joseph Turner
Adam Wolf
Rebecca Yahnke

FLORENCE

Bonnie Gajewski
James Uren

GIBRALTAR

Dan Bernier
Nathan Roets

GILLETT

Fred Bloechl
Donald Kahler
Donald Olderman
Jason Parker
Douglas Quack
Preston Zimmerman

GOODMAN

Thomas Wysocki

GREEN BAY EAST

Toni Baeb
Samantha Boehm
Sherry Christopherson
Scott Christy
Kelle Hartman
Lauren Imlay
Heidi Kieffer
Matthew Michalsen
Tyler Nelson
Angela Sutter
Jenna Tobin
Bailey Vandenlangenberg
Andrew Venstrom

GREEN BAY PREBLE

Jeremy Anderson
Jason Baudhuin
Andrea Beauchaine
Weston Berndt
Elizabeth Blaney
Mark Bonetti
Brad Boockmeier
Farah Brown
Jessica Corbin
Matt Fellingner
Rena Geimer
Christopher Hansel
Raymond Johnson
Gordon Kendall
Dylan Mentzel
Emily Ness
Tyler Pelot
Andrea Porter
Tiffany Reiter-Nedina
Lynnette Rivera
Jonathan Schueler
Michael Schuh
Adrienne Wanta

GREEN BAY SOUTHWEST

Kathryn Beres
Andrew Crane
Rachel Johnson
Jason Neukirchen
Kristine Pulka-Schuh
Thomas Sebranek
Kirsten Spelman Chervenka
Laura Staloch
Calley Strehlow
Jon Taft
Mckenzie Waniger
Mary Wood
Aili Zirkle

GREEN BAY WEST

Andrew Belongia
Wesley Falk
Kelly Foster
Brian Frerk
Jeffery Gumz
Gregory Maloney
Luke Ortscheid
Bobbie Sarenich
Anders Saulic
Samuel Sousek
Tracy Vande Walle
Rhonda Webb
Joseph Zehren

GRESHAM

Timothy Bosman
Taylor Welcing

KEWAUNEE

Sarah Calaway
Randall Charles
Julie Derenne
Joel Liberski
Jacqueline Pionek

LENA

Michele DeBauche
Jeffrey Heimke
Douglas Jahnke
Roberta Windus

LUXEMBURG-CASCO

Tracy Bins
Klaire Brault
Michele Gaestel
Carl Hanson
Jacob Helgeson
Norman Hippert
Katie Kulhanek
Tracy Remschneider
Alicia Schanhofer
Lauren Schumacher
Ross Wegner
Monica Wittrock
Rebecca Woodbury

MARINETTE

Jennifer Clemo
Eric Cooley
Amanda Decker
Karen Gordon
Scott MacIntyre
Ruth Maguire
Matthew Marotz
Margarita Nygren
Tamara Smith

MENOMINEE

Michael Armbrust
Vicki Howell
Dale McCulley
Karen Owens

MENOMINEE INDIAN

Christine Fossen-Radas

NOTRE DAME

Tina Harpold

OCONTO

Alana Eder
Shawn Porath
Heather Rennie
Paul Seidler
Raina Vandermost

OCONTO FALLS

Candice Behnke
Matthew Beschta
John Bursa
Stephen Nagy
Melissa Plank
Stephanie Spang-Magee
Tracy Tate
Walter Taylor
Mariah Weibel

ONEIDA NATION

Jessica Kachur
Amber Sticka

PEMBINE

Ryan Berger
Will Niven

PESHTIGO

Donna Kalafut
Mike Paquette
Dawn Waara

PULASKI

Daniel Anderson
Brianna Baranczyk
Joel Jarock
Martin Krause
Mallory Lichon
Laura Lojpersberger
Erin Montgomery
Cedric Pettis
Clay Reisler
Taylor Walters
Jessica Wampler

SEVASTOPOL

Rebekah Liu
Jason Marggraf
Mindi Vanderhoof

SHAWANO

Gregory Brown
Jason Eggert
Danielle Evans
Danyell Franti
Michael Schroeder
David Stuewer

SOUTHERN DOOR

Stephen Deroeck
Billie Jean Kolstad-Moore
Jessica Monfils
Jamie Lynn Teska
Stephanie Weinfurter
Mike Zittlow

STEPHENSON

Todd Warn

STURGEON BAY

Zach Goblisch
John Jandrin
Robert Scharfner
Clifford Wind

ST. THOMAS

AQUINAS ACADEMY

Nikki Sotka

SURING

Elena Hischke
Mitchell Szwet

WAUSAUKEE

Jonathan Betts
Tracy Jaworski
Jennifer Klimek
Gina Martens
Matthew Schweiger
Susan Stoltenberg

WEST DE PERE

Melanie Clarke
Christopher Glinski
Jennifer Hana
Brad Karban
Dan Luneau
Dean Zimmerman

WRIGHTSTOWN

Jill Bailey
Sean Hanaway
Scott Hanneman
Travis Mueller
Jessica Pennenberg

DUAL CREDIT

PER STUDENT PER HIGH SCHOOL

HIGH SCHOOL	UNDUPLICATED STUDENT COUNT	ATTEMPTED CREDITS 1-8	ATTEMPTED CREDITS 9-14	ATTEMPTED CREDITS 15 or More	AVERAGE ATTEMPTED Dual Credits per student	TOTAL ATTEMPTED Dual Credits per school	AVERAGE COMPLETED Dual Credits per school	TOTAL COMPLETED Dual Credits per school
ALGOMA	40	12	8	20	17	676	15	598
ASHWAUBENON	137	120	17	0	5	646	4	563
BAY PORT (HOWARD-SUAMICO)	161	140	17	4	6	899	4	675
BEECHER-DUNBAR-PEMBINE	6	6	0	0	3	16	3	16
BONDUEL	71	23	28	20	11	796	10	732
COLEMAN	53	12	13	28	17	885	16	864
CRIVITZ	22	12	3	7	16	357	16	357
DE PERE	250	236	9	5	4	981	4	897
DENMARK	88	56	29	3	8	678	7	600
FLORENCE COUNTY	24	18	2	4	7	178	6	144
GIBRALTAR	24	21	1	2	7	158	6	136
GILLETT	34	13	11	10	13	454	13	427
GOODMAN-ARMSTRONG CREEK	4	0	3	1	12	48	12	48
GREEN BAY EAST	185	92	61	32	9	1,703	7	1,329
GREEN BAY PREBLE	404	215	92	97	9	3,826	8	3,139
GREEN BAY SOUTHWEST	178	84	48	46	10	1,713	8	1,443
GREEN BAY WEST	143	86	36	21	8	1,148	6	840
GRESHAM	9	9	0	0	3	29	2	19
KEWAUNEE	52	42	4	6	6	333	6	312
LENA	21	17	4	0	6	118	5	105
LUXEMBURG-CASCO	135	77	39	19	9	1,161	8	1,075
MARINETTE	75	56	11	8	7	534	6	440
MENOMINEE (MI)	40	38	1	1	4	163	3	126
MENOMINEE NATION	10	4	1	5	14	138	11	109
N.E.W. SCHOOL OF INNOVATION	50	46	3	1	4	204	2	79
NIAGARA	4	4	0	0	6	22	6	22
NOTRE DAME ACADEMY	14	14	0	0	3	42	3	39
OCONTO FALLS	93	75	16	2	6	553	5	459
OCONTO	59	32	9	18	10	603	9	532
ONEIDA NATION	18	18	0	0	2	41	2	33
PESHTIGO	50	45	4	1	4	194	4	184
PULASKI	198	106	59	33	9	1,803	8	1,592
SEVASTOPOL	22	20	1	1	5	118	5	118
SHAWANO	107	100	7	0	4	428	3	343
SOUTHERN DOOR COUNTY	91	21	33	37	13	1,206	12	1,079
STURGEON BAY	84	63	19	2	6	519	6	484
SURING	16	14	2	0	5	82	5	79
STEPHENSON (MI)	30	20	6	4	7	207	6	190
WAUSAUKEE	23	2	5	16	29	669	27	615
WEST DE PERE	158	140	16	2	5	769	5	712
WRIGHTSTOWN	64	58	4	2	5	313	5	296
TOTAL:	2,739	1,717	572	450	8	23,078	7	19,826

START COLLEGE NOW

Start College Now allows qualified high school juniors and seniors to enroll in NWTC coursework, taught by NWTC faculty. Wisconsin Statute 38.12(14) describes the full requirements and important details about applying for Start College Now. Please note that there are deadlines for students to apply for Start College Now. Students looking to take courses in the fall semester must turn in the application to their high school counselor each year by March 1. High schools must send the completed fall applications to NWTC by May 15. For spring semester, students must submit their applications to their high school counselor by October 1. NWTC must receive the completed spring applications by November 15.

START COLLEGE NOW 2023-2024

HIGH SCHOOL	UNDUPLICATED STUDENT COUNT	DUPLICATED ENROLLMENT COUNT	TOTAL CREDITS	TOTAL VALUE TO STUDENTS
ALGOMA	12	26	64	\$10,451.20
ANTIGO	1	1	3	\$489.90
ARCADIA	2	2	4	\$653.20
ASHWAUBENON	21	25	72	\$11,757.60
BAY PORT (HOWARD-SUAMICO)	21	59	113	\$18,452.90
BONDUEL	27	58	170	\$27,761.00
CLINTONVILLE	3	3	7	\$1,143.10
COLEMAN	12	67	117	\$19,106.10
CRIVITZ	19	197	309	\$50,459.70
DE PERE	17	50	142	\$23,188.60
DENMARK	2	2	4	\$653.20
EACHIEVE	6	6	18	\$2,939.40
ELKHART	5	5	13	\$2,122.90
FLAMBEAU	2	2	2	\$326.60
FLORENCE	7	7	21	\$3,429.30
FREEDOM	9	19	48	\$7,838.40
GIBRALTAR	11	28	65	\$10,614.50
GILLETT	13	37	95	\$15,513.50
GREEN BAY EAST	28	89	169	\$27,597.70
GREEN BAY PREBLE	35	74	182	\$29,720.60
GREEN BAY SOUTHWEST	27	58	129	\$21,065.70
GREEN BAY WEST	19	29	69	\$11,267.70
GRESHAM	4	4	8	\$1,306.40
HORTONVILLE	2	2	6	\$979.80
HURLEY	5	5	13	\$2,122.90
IFORWARD	6	6	16	\$2,612.80
IOLA SCANDINAVIA	14	14	45	\$7,348.50
JOHN DEWEY ACADEMY OF LEARNING	4	4	10	\$1,633.00
KAUKAUNA	2	2	5	\$816.50
KEWAUNEE	14	44	83	\$13,553.90
KIMBERLY	1	1	1	\$163.30
LENA	19	19	51	\$8,328.30



I really enjoyed the interesting information I have learned in my environmental science class.

Garrett Reince
Luxemburg Casco High School

YOUTH

APPRENTICESHIP

START COLLEGE NOW 2023-2024

HIGH SCHOOL	UNDUPLICATED STUDENT COUNT	DUPLICATED ENROLLMENT COUNT	TOTAL CREDITS	TOTAL VALUE TO STUDENTS
LITTLE CHUTE	4	4	9	\$1,469.70
LUXEMBURG-CASCO	30	57	172	\$28,087.60
MANITOWOC LINCOLN	10	10	22	\$3,592.60
MARINETTE	24	24	66	\$10,777.80
MAYVILLE	1	1	1	\$163.30
MENOMINEE INDIAN	16	76	228	\$37,232.40
MISHICOT	12	12	26	\$4,245.80
N.E.W. SCHOOL OF INNOVATION	32	32	80	\$13,064.00
NIAGARA	13	13	37	\$6,042.10
OCONTO FALLS	11	11	29	\$4,735.70
OCONTO	28	52	148	\$24,168.40
BEECHER-DUNBAR-PEMBINE	5	5	13	\$2,122.90
PESHTIGO	12	12	28	\$4,572.40
PHANTOM KNIGHT	3	3	5	\$816.50
PULASKI	63	95	210	\$34,293.00
RHINELANDER	4	4	4	\$653.20
ROYALL	2	2	6	\$979.80
SEVASTOPOL	9	9	25	\$4,082.50
SEYMOUR	26	26	62	\$10,124.60
SHAWANO	14	14	42	\$6,858.60
SHIOCTON	14	14	31	\$5,062.30
SOUTHERN DOOR COUNTY	28	73	203	\$33,149.90
STURGEON BAY	37	37	72	\$11,757.60
SURING	6	6	20	\$3,266.00
WAUPACA	8	8	23	\$3,755.90
WAUSAUKEE	28	189	359	\$58,624.70
WAUTOMA	4	4	12	\$1,959.60
WEST DE PERE	2	2	3	\$489.90
WISCONSIN CONNECTIONS ACADEMY	4	4	11	\$1,796.30
WRIGHTSTOWN	15	45	91	\$14,860.30
TOTAL	835	1,789	4,092	\$668,223.60

The Youth Apprenticeship

program is a part of a statewide School-to-Work initiative managed through the Department of Workforce Development. This one or two year elective program designed for juniors and seniors, combines academic and technical instruction with mentored on-the-job learning. The Youth Apprenticeship Program is managed by different consortiums and its availability differs by school district. Instructional coursework affiliated with this program can take place through secondary coursework, transcribed credit coursework or coursework offered directly at the Technical College.



My experience has been great. I have taken online classes to help me discover what I will continue to pursue in furthering my education after high school. I loved being able to go at my own pace and allowing myself to be productive and efficient.

Aubrey Bintz

Coleman High School

DISTANCE LEARNING

Distance Learning brings NWTC classes, taught by NWTC faculty, to high schools across the region. Distance Learning courses occur during the K-12 schedule: courses are offered on a semester basis and during the school day. Starting in the fall of 2024, courses will be live-streamed via Microsoft Teams and NWTC instructors will use the learning management system Canvas. Schools can enhance their curriculum by providing courses not normally available at their school.



Allowing students the opportunity to start their college journey while taking meaningful classes in high school is such a benefit to them. Dual credit courses allow students to save a lot of money, and can help them make better decisions for their future.

Kerri Herrild

DePere High School Teacher

DISTANCE LEARNING (DL) 2023-2024				
HIGH SCHOOL	UNDUPLICATED STUDENT COUNT	DUPLICATED ENROLLMENT COUNT	TOTAL CREDITS	TOTAL VALUE TO STUDENTS
ALGOMA	4	5	13	\$2,122.90
ALMA CENTER - LINCOLN	5	6	18	\$2,939.40
ANTIGO	1	6	18	\$2,939.40
ARCADIA	2	2	6	\$979.80
ASHWAUBENON	1	1	3	\$489.90
ATHENS	3	4	12	\$1,959.60
AUBURNDALE	3	3	9	\$1,469.70
BARNEVELD	4	6	18	\$2,939.40
BAY PORT	1	1	3	\$489.90
BIRCHWOOD	4	6	18	\$2,939.40
BLOOMER	9	9	27	\$4,409.10
BONDUEL	5	9	27	\$4,409.10
CHILTON	13	13	39	\$6,368.70
CLAYTON	1	2	4	\$653.20
CLEAR LAKE	3	3	9	\$1,469.70
COLEMAN	29	51	127	\$20,739.10
COLFAX	4	8	24	\$3,919.20
CRIVITZ	4	7	21	\$3,429.30
ELK MOUND	2	2	6	\$979.80
ELKHART LAKE	10	12	36	\$5,878.80
FLAMBEAU	9	20	54	\$8,818.20
FLORENCE	6	6	16	\$2,612.80
GIBRALTAR	4	7	21	\$3,429.30
GILMANTON	1	2	6	\$979.80
GOODMAN ARMSTRONG CREEK	7	12	36	\$5,878.80
GREENWOOD	1	2	6	\$979.80
GRESHAM	1	1	3	\$489.90
HILBERT	1	1	3	\$489.90

ADMISSIONS

ADVISORS



DISTANCE LEARNING (DL) 2023-2024				
HIGH SCHOOL	UNDUPLICATED STUDENT COUNT	DUPLICATED ENROLLMENT COUNT	TOTAL CREDITS	TOTAL VALUE TO STUDENTS
HORTONVILLE	11	13	39	\$6,368.70
HOWARDS GROVE	1	1	3	\$489.90
IOLA-SCANDINAVIA	12	13	27	\$4,409.10
LADYSMITH	1	1	3	\$489.90
LAKE HOLCOMBE	3	4	10	\$1,633.00
LITTLE WOLF - MANAWA	8	12	36	\$5,878.80
LOURDES ACADEMY	12	12	36	\$5,878.80
MARION	4	6	18	\$2,939.40
MAUSTON	5	6	18	\$2,939.40
MINERAL POINT	1	1	3	\$489.90
NEENAH	2	3	9	\$1,469.70
NEILLSVILLE	4	4	12	\$1,959.60
NEW AUBURN	3	5	11	\$1,796.30
OCONTO	26	36	94	\$15,350.20
PRESCOTT	12	12	36	\$5,878.80
ROYALL	2	3	9	\$1,469.70
SHIOCTON	2	4	12	\$1,959.60
SOUTHWESTERN WISCONSIN	1	1	3	\$489.90
SPOONER	1	1	3	\$489.90
ST MARY'S	2	2	6	\$979.80
SURING	9	15	33	\$5,388.90
WAUTOMA	7	12	30	\$4,899.00
WEBSTER	2	2	6	\$979.80
WEST DEPERE	1	2	6	\$979.80
WESTFIELD	3	3	9	\$1,469.70
WEYAUWEGA FREMONT	8	8	24	\$3,919.20
TOTAL	281	389	1,079	\$176,200.70

NWTC Admissions Advisors facilitate career exploration, applying for admission, assisting with application checklist items, and discussing financial aid and scholarship options for students starting their post-secondary journey. We also help establish appropriate connections between incoming students and on-campus resources.

For additional information, visit "How to Become an Eagle" at nwtc.edu/K12-Educators



N.E.W.

SCHOOL OF INNOVATION



The **Northeast Wisconsin School of Innovation (N.E.W.)** is a public charter school within Green Bay Area Public Schools (GBAPS), serving students grades 7-12. Northeast Wisconsin Technical College (NWTC) and GBAPS partner to ensure strong vocational education by incorporating career pathways into learning experiences.

Since fall 2022, N.E.W. School of Innovation has been located on NWTC's Green Bay Campus. This collaboration provides N.E.W. students with a unique opportunity to engage in competency-based education while exploring career options from NWTC faculty.

Partnership highlights:

- Students in grades 10 through 12 are eligible to enroll in dual credit courses and early career exploration programs to facilitate the planning of their post-graduation career paths.
- Students in grades 7 through 9 have opportunities to explore career pathways through hands-on activities throughout the school year.
- The N.E.W. Academy offers an alternative graduation pathway for GBAPS seniors. The Academy provides personalized learning plans tailored to each student based on their transcript.

Please visit the Green Bay Area Public Schools website at newinnovation.gbaps.org

DISABILITY SERVICES

- We strongly encourage students who have a disability to communicate their needs to us and use our services.
- NWTC Case Managers work with high school students who have disabilities and high school staff to help students as they transition to NWTC.
- Visits are made to district high schools, when requested.



QUESTIONS?

Contact the Disability Services office directly.

920-498-6904

disability.services@nwtc.edu

**SOAR
HIGHER**



DUAL CREDIT

PERCENT OF STUDENTS ENROLLED AFTER HIGH SCHOOL GRADUATION

In District High School	2019-2020	2020-2021	2021-2022	2022-2023	2023-2024
ALGOMA	11.67%	13.16%	23.68%	19.23%	15.00%
ASHWAUBENON	14.84%	23.01%	25.85%	16.67%	8.76%
BAY PORT (HOWARD-SUAMICO)	44.14%	32.80%	28.67%	38.41%	20.25%
BONDUEL	22.67%	24.64%	16.36%	11.59%	11.27%
COLEMAN	30.51%	34.15%	23.91%	17.54%	24.53%
CRIVITZ	19.05%	21.43%	13.04%	32.26%	36.36%
DE PERE	18.66%	14.43%	11.49%	11.86%	7.60%
DENMARK	18.75%	15.71%	21.00%	25.00%	25.00%
FLORENCE	15.00%	21.05%	7.14%	9.09%	12.50%
GIBALTAR	20.00%	33.33%	5.56%	0.00%	12.50%
GILLETT	29.17%	25.81%	16.67%	7.14%	7.32%
GOODMAN-AMSTRONG CREEK	0.00%	25.00%	0.00%	50.00%	25.00%
GREEN BAY PREBLE	27.03%	26.96%	21.96%	24.03%	14.60%
GREEN BAY SOUTHWEST	25.51%	12.79%	29.65%	14.20%	11.24%
GREEN BAY WEST	20.59%	19.33%	17.48%	14.63%	13.29%
GRESHAM	25.00%	50.00%	0.00%	0.00%	22.22%
JOHN DEWEY ACADEMY OF LEARNING	25.00%	50.00%	0.00%	100.00%	0.00%
KEWAUNEE	33.33%	26.32%	33.90%	28.57%	30.19%
LENA	33.33%	27.27%	25.00%	46.15%	19.05%
LUXEMBURG-CASCO	26.53%	24.78%	33.33%	22.32%	23.70%
MARINETTE	17.53%	13.86%	16.35%	19.44%	12.00%
MENOMINEE NATION	10.00%	50.00%	8.33%	4.76%	0.00%
N.E.W. SCHOOL OF INNOVATION	0.00%	0.00%	100.00%	30.00%	5.68%
NIAGARA	14.29%	20.00%	20.00%	25.00%	50.00%
NOTRE DAME ACADEMY	0	28.57%	20.00%	50.00%	33.33%
OCONTO FALLS	24.19%	25.37%	31.88%	26.44%	12.90%
OCONTO	30.95%	29.17%	22.73%	23.08%	6.78%
ONEIDA NATION	25.00%	33.33%	0.00%	22.22%	5.56%
BEECHER-DUNBAR-PEMBINE	5.88%	0.00%	13.04%	9.09%	0.00%
PESHTIGO	8.82%	12.12%	22.95%	23.44%	18.00%
PHANTOM KNIGHT SCHOOL	100.00%	0.00%	0.00%	23.14%	50.00%
PULASKI	24.62%	26.37%	24.46%	11.11%	16.08%
SEVASTOPOL	18.18%	22.86%	15.00%	46.15%	13.04%
SHAWANO	18.75%	15.85%	12.22%	16.85%	12.84%
SOUTHERN DOOR COUNTY	35.59%	20.29%	19.40%	16.92%	16.48%
STURGEON BAY	16.25%	14.46%	9.33%	11.94%	5.95%
SURING	16.67%	5.56%	16.67%	22.22%	0.00%
WAUSAUKEE	35.71%	54.17%	36.36%	43.33%	34.78%
WEST DE PERE	36.67%	33.33%	24.73%	15.32%	12.03%
WRIGHTSTOWN	18.03%	24.56%	13.43%	22.73%	14.06%

HS Graduation Year: 2023-2024
 Youth Apprenticeship, Start College Now,
 Advanced Standing and Transcribed Credit



My experience taking a dual credit at NWTC has been a very cool experience. Being able to learn in a totally different way, so much different than high school.

Cash Nellis

Southern Door High School

HIGH SCHOOL GRADUATE

ENROLLMENT BY COUNTY

Direct Enrollment into NWTC

HIGH SCHOOL (HS)	NUMBER OF HS GRADS ENROLLING AT NWTC	TOTAL NUMBER OF GRADS PER HS	PERCENT OF HS GRADS ENROLLING AT NWTC	NUMBER OF HS GRADS ENROLLING AT WTCS	PERCENT OF HS GRADS ENROLLING AT WTCS
BROWN COUNTY					
ASHWAUBENON	31	210	14.76%	35	16.67%
DE PERE	51	337	15.13%	55	16.32%
DENMARK	30	126	23.81%	35	27.78%
GREEN BAY EAST	54	193	27.98%	56	29.02%
GREEN BAY PREBLE	103	436	23.62%	115	26.38%
GREEN BAY SOUTHWEST	40	210	19.05%	43	20.48%
GREEN BAY WEST	28	129	21.71%	29	22.48%
BAY PORT (HOWARD-SUAMICO)	93	458	20.31%	102	22.27%
JOHN DEWEY ACADEMY OF LEARNING	2	15	13.33%	2	13.33%
N.E.W. SCHOOL OF INNOVATION	22	139	15.83%	22	15.83%
PULASKI	70	282	24.82%	81	28.72%
WEST DE PERE	24	235	10.21%	31	13.19%
WRIGHTSTOWN	20	101	19.80%	25	24.75%
	568	2871	20%	631	21.98%
SHAWANO COUNTY					
BONDUEL	7	58	12.07%	10	17.24%
SHAWANO	29	179	16.20%	37	20.67%
GRESHAM	2	14	14.29%	2	14.29%
	38	251	15.14%	49	19.52%
KEWAUNEE COUNTY					
ALGOMA	10	55	18.18%	11	20.00%
KEWAUNEE	13	61	21.31%	16	26.23%
LUXEMBURG-CASCO	30	135	22.22%	37	27.41%
	53	251	21.12%	64	25.50%
DOOR COUNTY					
GIBRALTAR	1	46	2.17%	2	4.35%
SEVASTOPOL	5	45	11.11%	6	13.33%
SOUTHERN DOOR	13	61	21.31%	16	26.23%
STURGEON BAY	9	81	11.11%	15	18.52%
WASHINGTON ISLAND	1	0	0.00%	2	0.00%
	29	233	12.45%	41	17.60%
FLORENCE COUNTY					
FLORENCE	4	29	13.79%	5	17.24%
	4	29	13.79%	5	17.24%
OCONTO COUNTY					
GILLETT	2	38	5.26%	4	10.53%
LENA	14	41	34.15%	14	34.15%
OCONTO	16	61	26.23%	19	31.15%
OCONTO FALLS	29	111	26.13%	34	30.63%
SURING	5	24	20.83%	5	20.83%
	66	275	24%	76	27.64%
MARINETTE COUNTY					
BEECHER-DUNBAR-PEMBINE	2	12	16.67%	2	16.67%
COLEMAN	11	57	19.30%	13	22.81%
CRIVITZ	14	52	26.92%	19	36.54%
GOODMAN-ARMSTRONG CREEK	3	7	42.86%	3	42.86%
MARINETTE	24	133	18.05%	27	20.30%
PESHIGO	19	79	24.05%	19	24.05%
WAUSAUKEE	14	29	48.28%	15	51.72%
NIAGARA	2	41	4.88%	2	4.88%
NORTHEAST WIS LEARNING ACADEMY	0	7	0.00%	0	0.00%
	89	417	21%	100	24%
TOTALS	847	4,331	19.56%	966	22.30%

HIGH SCHOOL GRADUATES

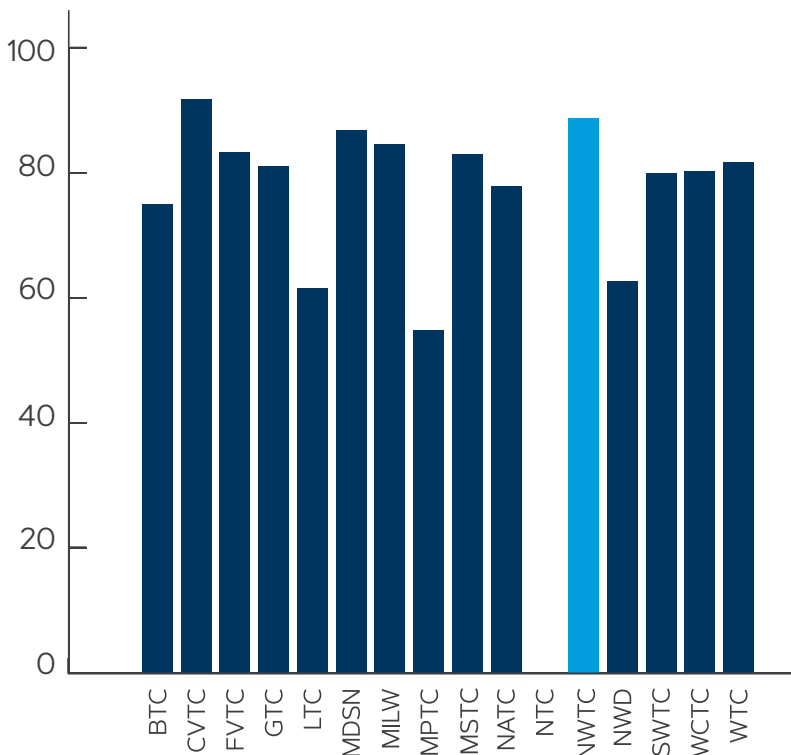
THAT ENROLLED IN AN ASSOCIATE DEGREE, TECHNICAL DIPLOMA OR APPRENTICESHIP PROGRAM AT NWTC

DISTRICT	TOTAL HIGH SCHOOL GRADS	TOTAL ENROLLED IN WTCS	TOTAL ENROLLED IN SAME DISTRICT	TOTAL ENROLLED IN OTHER DISTRICT	PERCENT ENROLLED IN SAME DISTRICT
	A	B=C+D	C	D	E=C/D
BLACKHAWK (BTC)	2,185	334	250	84	74.9%
CHIPPEWA VALLEY (CVTC)	3,218	645	592	53	91.8%
FOX VALLEY (FVTC)	4,992	899	747	152	83.1%
GATEWAY (GTC)	5,038	799	647	152	81.0%
LAKESHORE (LTC)	2,048	264	162	102	61.4%
MADISON AREA (MDSN)	8,503	1,580	1,370	210	86.7%
MID-STATE (MSTC)	1,531	309	257	52	83.2%
MILWAUKEE AREA (MILW)	8,859	1,054	889	165	84.3%
MORAIN PARK (MPTC)	3,096	427	233	194	54.6%
NICOLET AREA (NATC)	724	140	109	31	77.9%
NORTHCENTRAL (NTC)	2,466	125	0	125	0.0%
NORTHEAST WISCONSIN (NWTC)	4,331	966	847	119	87.7%
NORTHWOOD (NWD)	3,575	527	330	197	62.6%
SOUTHWEST WISCONSIN (SWTC)	1,274	345	275	70	79.7%
WAUKESHA COUNTY (WCTC)	4,926	591	475	116	80.4%
WESTERN (WTC)	2,630	564	460	104	81.6%
SYSTEM-WIDE	59,396	9,569	7,643	1,926	79.9%



- A: Total High School Grads -**
The total number of high school graduates, including HSEDs and GEDs, reported by DPI.
- B: Total Enrolled in WTCS -**
The total number of high school graduates that enrolled in a WTCS District.
- C: Total Enrolled in Same District -**
High School graduates that enrolled in the same WTCS District as the High School they graduated from.
- D: Total Enrolled in Other District -**
High School graduates that enrolled in a different WTCS District than the High School they graduated from.
- E: Percent Enrolling in Same District -**
The percent of high school graduates enrolling in the same WTCS District as the High School they graduated from.

PERCENT ENROLLING IN SAME DISTRICT





NWTC GRADUATES

*Now over
70,000 strong*

93%

of 2022-2023 graduates seeking employment were employed six months after graduation.

97%

of graduates are **very satisfied** or **satisfied** with their training

\$52,592

median annual salary of associate degree grads (*within six months of graduation; employed full-time in their field*)

GRADUATE FOLLOW-UP REPORT

SIX MONTHS AFTER GRADUATION

NWTC Programs Associate Degree & Technical Diploma Programs	Number of Academic Year Graduates (2022-2023)	Percent Employed	Percent Employed in Field	Median Annual Wage for Full-time Employed in Field
AGRICULTURE, FOOD AND NATURAL RESOURCES				
Dairy Science	8	100%	100%	*
Environmental Engineering Technology	5	100%	50%	*
Farm Business and Production Management	11	100%	80%	\$57,500.00
Farm Production-Dairy Science	3	100%	50%	*
Sustainable Food and Agriculture Systems	3	100%	0%	*
ARCHITECTURE AND CONSTRUCTION				
Architectural Technology	18	100%	91%	\$44,000.00
Carpentry	16	100%	80%	\$47,000.00
Construction Management-Carpentry	2	100%	50%	*
Construction Management-Electricity	*	*	*	*
Electrical Power Distribution	32	96%	78%	\$60,000.00
Electricity	22	100%	92%	\$36,000.00
Energy Management Technology	4	100%	100%	*
Gas Utility Construction and Service	35	80%	68%	\$72,200.00
Heating, Ventilation, Air Conditioning and Refrigeration Technician (HVAC)	7	100%	100%	*
Heating, Ventilation, Air Conditioning and Refrigeration Technology (HVAC)	8	100%	86%	\$45,760.00
Prototype and Design	6	100%	40%	*
Solar Energy Technology	4	100%	100%	\$44,000.00
ARTS, AUDIOVISUAL TECHNOLOGY & COMMUNICATIONS				
Design and Graphic Technology	38	82%	41%	\$39,520.00
Digital Media Technology	18	67%	50%	*
Photography Specialist	25	100%	38%	*
Print Technology	4	100%	100%	*
Video Production	4	100%	100%	*
BUSINESS, MANAGEMENT AND ADMINISTRATION				
Administrative Professional	7	100%	100%	\$45,000.00
Business Analyst	11	100%	50%	*
Business Management	63	100%	70%	\$44,380.00
Business Requirements Specialist	1	100%	100%	*
Hotel Management	5	50%	50%	*
Human Resources	38	93%	57%	\$39,520.00
Leadership Development	6	100%	50%	*
Manufacturing Operations Management	4	100%	100%	*
Office Support Specialist	2	*	*	*
Project Management	7	100%	100%	*
Entrepreneurship	12	75%	25%	*
EDUCATION AND TRAINING				
Early Childhood Assistant Teacher	20	100%	63%	\$32,000.00
Foundations of Teacher Education	39	89%	56%	\$33,000.00
FINANCE				
Accounting	30	100%	67%	\$46,500.00
Accounting Assistant	54	93%	47%	\$40,020.00

GRADUATE FOLLOW-UP REPORT

SIX MONTHS AFTER GRADUATION

NWTC Programs Associate Degree & Technical Diploma Programs	Number of Academic Year Graduates (2022-2023)	Percent Employed	Percent Employed in Field	Median Annual Wage for Full-time Employed in Field
HEALTH SCIENCES				
Dental Assistant	18	90%	70%	\$43,000.00
Dental Hygienist	17	100%	89%	\$75,000.00
Diagnostic Medical Sonography	6	100%	100%	*
Echocardiography	5	100%	100%	\$75,158.40
Gerontology	5	100%	0%	*
Health Information Technology	10	100%	75%	\$42,120.00
Medical Assistant	42	100%	80%	\$37,933.76
Medical Coding Specialist	27	89%	44%	\$56,000.00
Medical Laboratory Technician	7	100%	60%	*
Certified Medication Assistant	*	*	*	*
Nursing Assistant	364	80%	45%	\$36,000.00
Nursing-Associate Degree	157	99%	84%	\$64,116.00
Physical Therapist Assistant	22	88%	38%	*
Practical Nursing	190	95%	68%	\$45,552.00
Radiography	8	100%	100%	\$58,000.00
Respiratory Therapy	10	100%	100%	\$55,000.00
Surgical Technologist	27	100%	80%	\$49,070.00
Therapeutic Massage	11	100%	75%	*
Wellness and Health Promotion	7	67%	33%	*
HOSPITALITY AND TOURISM				
Culinary Specialist	14	100%	100%	*
Hospitality Management	6	67%	67%	*
Restaurant Management	2	100%	100%	*
HUMAN SERVICES				
Early Childhood Education	40	95%	84%	\$30,000.00
Human Services	18	100%	71%	\$42,880.00
Paraeducator	10	100%	25%	*
Substance Abuse Counselor Education	5	100%	100%	\$40,200.00
Substance Use Disorder Counseling	2	100%	100%	*
INFORMATION TECHNOLOGY				
Cisco System Administrator	7	50%	0%	*
IT Technology Support Specialist	22	100%	57%	\$43,380.00
IT Technology Support Technician	15	100%	67%	\$54,000.00
Cybersecurity	13	100%	40%	*
Data Analytics	3	100%	100%	*
IT Systems Administrator	13	100%	100%	*
IT Web Programmer	7	100%	0%	*
IT - Virtualization System Administrator	1	0%	0%	*
Microsoft System Administrator	3	100%	50%	*
Software Developer	19	100%	17%	*
Web Development	7	100%	50%	*
LAW, PUBLIC SAFETY AND SECURITY				
Advanced EMT (AEMT)	27	100%	83%	\$44,250.00
Criminal Justice-720 Law Enforcement Academy	32	100%	53%	\$61,000.00
Criminal Justice-Law Enforcement	31	100%	85%	\$61,500.00
Emergency Medical Technician (EMT)	96	100%	80%	\$41,927.36
Fire Medic	12	100%	100%	\$60,000.00
Fire Protection Technician	6	100%	100%	*
Fire Science	16	100%	100%	*
Justice & Community Advocacy	6	100%	67%	*
Legal Studies/Paralegal	8	80%	60%	\$41,925.00
Legal Studies/Paralegal Post-Baccalaureate	5	100%	50%	*
Paramedic	22	100%	93%	\$65,000.00

GRADUATE FOLLOW-UP REPORT

SIX MONTHS AFTER GRADUATION

NWTC Programs Associate Degree & Technical Diploma Programs	Number of Academic Year Graduates (2022-2023)	Percent Employed	Percent Employed in Field	Median Annual Wage for Full-time Employed in Field
MANUFACTURING				
Automation Engineering Technology	12	100%	83%	\$65,000.00
CNC Technician	11	100%	100%	\$54,000.00
Electro-Mechanical Technology	13	75%	25%	*
CNC Machinist	20	100%	100%	*
Metal Fabrication	6	100%	25%	*
Welding	69	81%	66%	\$45,760.00
MARKETING, SALES AND SERVICE				
Digital Marketing	7	75%	50%	*
Marketing	26	100%	71%	*
Supply Chain Management	8	100%	100%	\$51,000.00
SCIENCE, TECHNOLOGY, ENGINEERING & MATHEMATICS				
Biomedical Electronics	4	100%	75%	\$60,000.00
Civil Engineering Technology	13	100%	71%	\$57,000.00
Electrical Engineering Technology	11	100%	75%	\$55,000.00
Laboratory Science Technology	7	100%	100%	\$45,000.00
Mechanical Design Technology	14	83%	50%	*
TRANSPORTATION, DISTRIBUTION AND LOGISTICS				
Auto Collision Repair and Refinishing Technology	1	*	*	*
Auto Collision Repair and Refinishing Technician	5	100%	67%	*
Automotive Maintenance Technician	20	91%	55%	\$42,380.00
Automotive Technician	26	100%	94%	\$41,496.00
Automotive Technology	6	100%	100%	\$38,780.00
Diesel Heavy Equipment Technician	5	100%	100%	*
Diesel Heavy Equipment Technology	1	100%	100%	*
Diesel Maintenance Technician	17	75%	75%	*
Diesel Medium and Heavy Truck Technician	5	100%	100%	*
Diesel Medium and Heavy Truck Technology	4	100%	50%	*
OTHER				
Individualized Technical Studies	*	*	*	*
Individualized Technical Studies-Journeyworker	1	100%	0%	*

Additional Programs Offered:

Associate of Arts Transfer-AD, Associate of Science Transfer-AD, Career & Technical Education Instruction, Culinary Management, Funeral Services, Office Management, Photography, Telecommunications Engineering Technician, Telecommunications Fiber Optic Engineering Technician, Web Design Technician, X-Ray Service Technician

Shared with Lakeshore Technical College: Ophthalmic Medical Assistant

Report Definitions

Number of Academic Year Graduates (2022-2023): Count of program graduates as of survey date.

Percent Employed: Portion of survey respondents available for employment reporting full- or part-time employment approximately 6 months after graduation. * Indicates no respondent information via survey.

Percent Employed in Field: Portion of survey respondents reporting employment who have a job related to their specific program of study. * Indicates no respondent information via survey.

Median Annual Wage for Full Time Employed in Field: Of graduates reporting full-time, related jobs, this is the annualized salary of the middle graduate when salaries are ranked from low to high. * Indicates not enough wage data collected via survey.

K12 STUDENT OUTREACH ACTIVITIES

High School Visits/ Classroom Presentations

Admissions advisors provide information and support to students interested in attending NWTC and are able to present on the following topics:

- Differences and similarities between 2 year and 4 year colleges
- Soft skills
- Careers in demand
- Career exploration
- How to prepare for college and how to earn dual credits
- How to pay for college

Get It Done Day

Admissions advisors can help students transition to college by:

- Assisting with applications to NWTC
- Facilitating Accuplacer Test
- Collecting HS Transcript
- Assisting students with next steps (paying for college, registering for classes and more)

College Goal

Students and families can get support with completing FAFSA.

Campus Preview Days

Juniors and seniors have the opportunity to explore career options available at the Green Bay Campus. Students learn about admissions, financial aid, accommodations, and career opportunities through divisional tours.

Explore NWTC Day

High school students visit our campus and explore careers with hands-on activities.

Open House

Offered twice a year, this event is an opportunity for prospective students to learn about career/program options, see classrooms and talk to instructors, and see all of what NWTC has to offer.

Tech Challenge

High School students compete for NWTC scholarships by participating in different competitions.

2023-2024 EVENTS*

FALL OPEN HOUSE

GB, MAR, STB

> Thursday, September 26, 2024
3:00 p.m. – 6:00 p.m.

THIS GIRL CAN...WELD

STB

> October 2024
9:00 a.m. – 11:30 a.m.

PROFESSIONAL LEARNING DAY (K12 SCHOOL COUNSELORS)

GB

> Friday, October 11, 2024
8:00 a.m. – 2:00 p.m.

COLLEGE GOAL

MAR

> Wednesday, October 23, 2024
6:00 p.m. – 8:00 p.m.

NWTC PREVIEW DAY

GB

> Friday, October 25, 2024
12:30 p.m. – 2:00 p.m.

> Friday, May 2, 2025

STB

> Thursday, November 14, 2024
10:30 a.m. – 12:15 p.m.

EXPLORE NWTC DAY

GB

> Wednesday, November 13, 2024
9:00 a.m. – 12:00 p.m.

> Wednesday, April 16, 2025

MAR

> Thursday, November 7, 2024
9:30 a.m. – 1:30 p.m.

> Tuesday, March 4, 2025
9:30 a.m. – 1:30 p.m.

EXPLORE TRADES OPEN HOUSE

GB

> Wednesday, November 20, 2024

MIND TREKKERS

(MIDDLE SCHOOL EXPERIENCE,
6TH & 7TH GRADES)

> Wednesday, January 29, 2025

> Thursday, January 30, 2025
9:00 a.m. – 3:00 p.m.

Register at

nwtc.edu/Middleschool

ENGINEERING OPEN HOUSE

GB, MAR

> Tuesday, February 18, 2025

SPRING OPEN HOUSE

GB, MAR

> Tuesday, March 18, 2025

YES, CHEF! CULINARY CAMP

STB

> April 2025

TECH CHALLENGE

GB, MAR, STB

> Friday, April 11, 2025

HEALTHCARE SUMMER CAMP

MAR

> June 2025

FUTURE EAGLE DAYS

MAR, STB

> Summer 2025



* Event scheduling subject to change.
For complete, full list of events,
visit nwtc.edu/Events

MEET THE EARLY COLLEGE TEAM

Scan the code below to meet the team and learn who serves your school!
nwtc.edu/K12Team

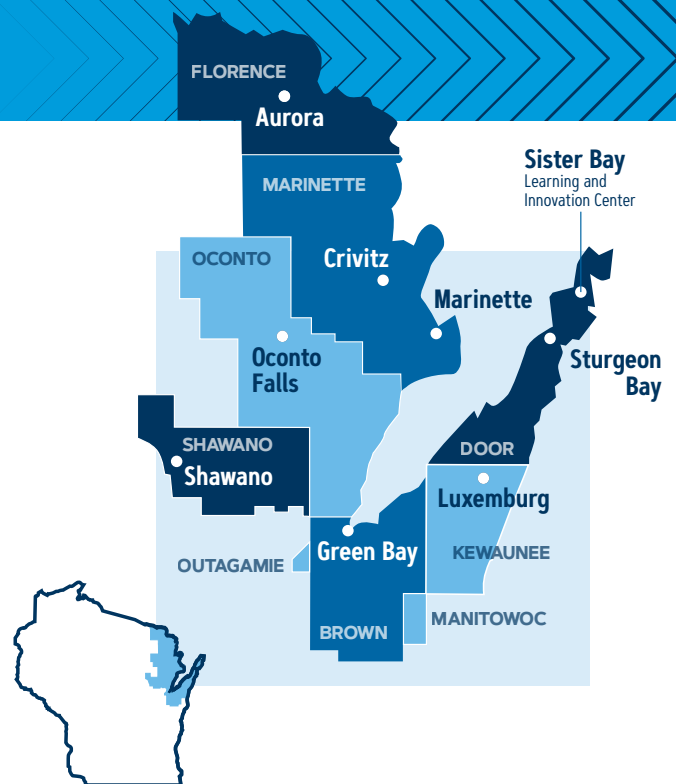


PATHWAYS TO COLLEGE

CONTACT US

NWTC Green Bay.....	920-498-5444
or toll-free	800-422-NWTC
NWTC Marinette.....	715-735-9361
NWTC Sturgeon Bay	920-746-4900
NWTC Aurora	715-589-2768
NWTC Crivitz.....	715-854-3338
NWTC Luxemburg	920-845-5945
NWTC Oconto Falls.....	920-848-6982
NWTC Shawano.....	715-524-2418

Find NWTC locations: nwtc.edu/Places





K12 CONNECTIONS

TO NWTC REGIONAL SITES AND CAMPUSES

NWTC locations include three main campuses, five regional centers and additional specialty centers located throughout our region.

Outside of the NWTC Green Bay campus, the additional NWTC sites and campuses provide support to our K-12 partners which include:

- Designated point of contact for support in the Start College Now, Youth Apprenticeship, and other dual

credit programs including orientations, technology resources, textbooks, and student events.

- Troubleshooting high school student technology and access issues support.
- Tracking students' progress and connecting with teachers, instructors and counselors to develop plans to help students be successful.
- NWTC Sites are available locations to use WIFI connections and technology checkouts.



NORTHEAST

WI Technical College

nwtc.edu/DualCredit

This project is supported with grant funding from the Wisconsin Technical College System. The early college program is supported by the U.S. Department of Education. A total of \$64,328, or 8.5%, of the program is financed with federal funds, and \$693,962, or 91.5%, is funded by other sources.

NWTC does not discriminate on the basis of political affiliation, age, race, creed, marital status, color, religion, sex (including sexual orientation, gender identity, and gender expression), national origin, disability, veteran status, genetic testing or other applicable legislated categories (each a "protected class"). Inquiries regarding the College's nondiscrimination policies may be directed to the Vice President for Diversity, Equity and Inclusion at 920-498-6826 or equity@nwtc.edu. 1018750 je 7.24